



# Intriguing wall design to fit any landscape

**Designed For Beauty:** StoneLedge<sup>™</sup> is a double-sided, multi-sized unit system with a timeless appearance. StoneLedge<sup>™</sup> blends naturally with foliage, plantings and waterscapes. The versatile unit sizes and variety of colors deliver exceptional aesthetics that enhance a site's natural qualities.

**Installation Benefits:** StoneLedge<sup>™</sup> is suitable for many applications including retaining walls, stairs, pillars, planters and terraced patios. StoneLedge's connectors provide a superb connection for geogrid, giving engineers and designers confidence in the performance of simple or complex designs.

# Unit Specifications and Technical Details



**SMALL UNIT**  
6"h x 6"fw x 3"bw x 10"d



**MEDIUM UNIT**  
6"h x 12"fw x 9"bw x 10"d



**LARGE UNIT**  
6"h x 18"fw x 15"bw x 10"d



**6" CORNER UNIT**  
\*Created by splitting 18" unit.



**12" CORNER UNIT**  
\*Created by splitting 18" unit.



**STANDARD CAP**  
3 3/8"h x 5 1/4"fw x 7 1/4"bw x 1 3/2"d



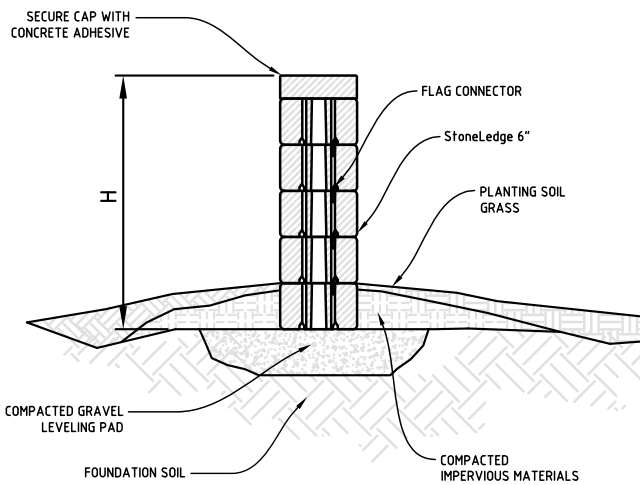
Create corner units by splitting 18" unit along the splitting groove.



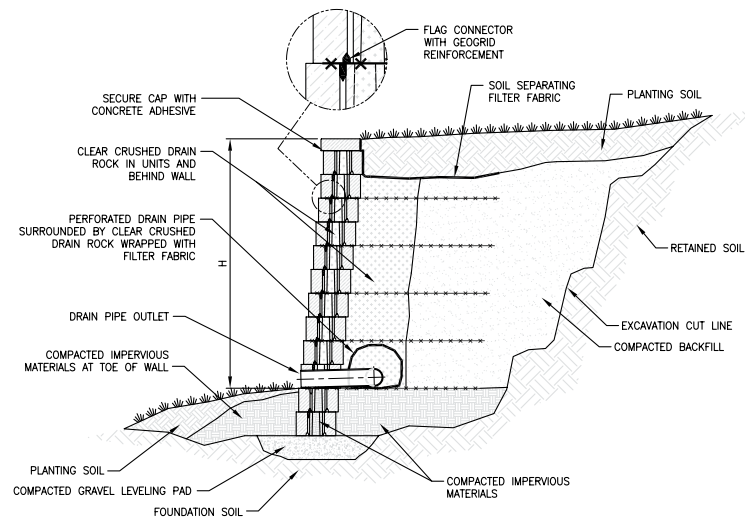
Typical StoneLedge™ Pallet

ITEM	STYLE	SQFT/UNIT	SQFT/LAYER	LAYERS/PALLET	QTY/LAYER	QTY/PALLET	SQFT/PALLET	UNIT WT	PALLET WEIGHT
Small Unit	Splitface	.25	9	5	6	30	45	20 Lbs.	3859 Lbs.
Medium Unit	Splitface	.5			6	30		41 Lbs.	
Large Unit	Splitface	.75			6	30		67 Lbs.	
Standard Cap	Splitface (F&B)	.52 Avg. Lnft	11.375 Lnft/Lyr	5	21	105	56.875 Lnft	23 Lbs.	2500 Lbs.

\*Corner units are made on job site by customer by splitting large unit to make one 6" corner unit and one 12" corner unit.



**Typical Freestanding Cross Section**




**Typical Geogrid Reinforced Cross Section**

## Color Blend Options



**RAVENS BLEND - CHARCOAL/GRAY**

3-Piece Combo Item #: 17H9600RB-NA  
Cap Item #: 17H9610RB-NA



**SANDSTONE BLEND - TAN/GRAY**

3-Piece Combo Item #: 17H9600SS-NA  
Cap Item #: 17H9610SS-NA



**WOODLAND BLEND - BROWN/CHARCOAL**

3-Piece Combo Item #: 17H9600WB-NA  
Cap Item #: 17H9610WB-NA



For more technical details and the Installation Guide, visit online at:

[LEEBP.COM](http://LEEBP.COM)

\*Walls above 3' (from bottom of footer to top of wall) are required to be approved by an engineer per International Building Code (IBC). Site conditions such as soil, slope and surcharge may affect the need for reinforcement. Face textures may vary. Specifications are nominal and may change without notice. StoneLedge™ and CornerStone® are registered trademarks of CornerStone Wall Solutions Inc.